

# Forex Xcelerator



[ForexXcelerator.com](http://ForexXcelerator.com)

## Important Features

**Platform:**

**MetaTrader4 / 5**

**Timeframes:**

**M15, M30, H1, H4 and D1**

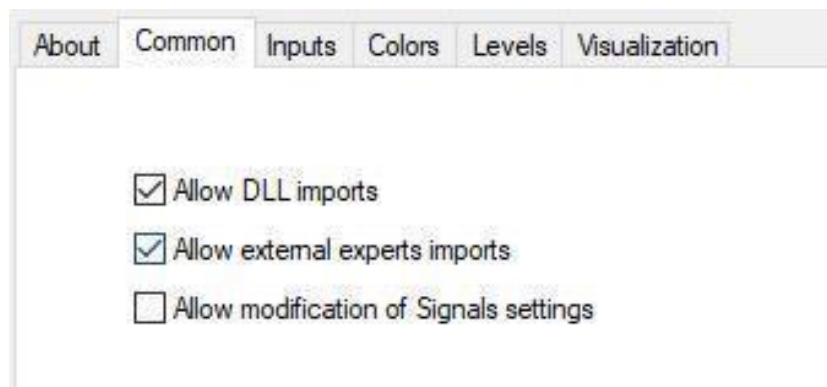
**Currency Pairs:**

**All currency pairs**

# Installation

1. Unzip the file you've downloaded.
2. It contains a single file: **Forex\_Xcelerator.ex4** (**Do not rename the files, otherwise the software will stop working!**)
3. Open your MT4.
4. Go to "File – Open Data Folder – MQL4".
5. Copy ".ex4" from the folder you've downloaded and paste it into the "Indicators" folder in MQL4.
6. Restart the MT4.

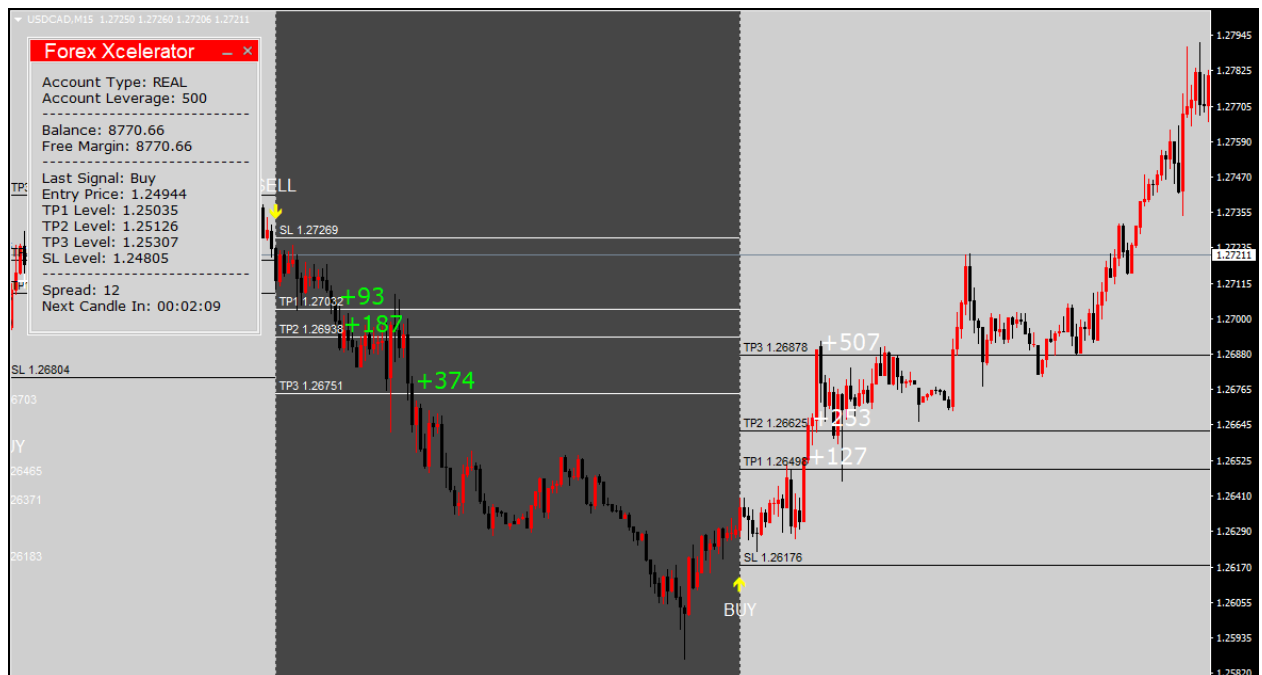
In order to attach the indicator, drag and drop it to the chart of your choice. Then enable two options as shown below and click OK.



**PLEASE MAKE SURE THAT YOU'VE REGISTERED YOUR MT4 or MT5 NUMBERS BY FILLING OUT THE FORM IN THE MEMBERS AREA, OTHERWISE THE SOFTWARE WILL NOT WORK! Contact us at [support@altraforex.com](mailto:support@altraforex.com) if you require assistance with license activation.**

# Interface

This is how your chart should look like after the installation:



You will get access to your software automatically for the MT4/MT5 account you've provided.

**Please reload your software on your charts each time you restart your platform in order to keep it running correctly.**

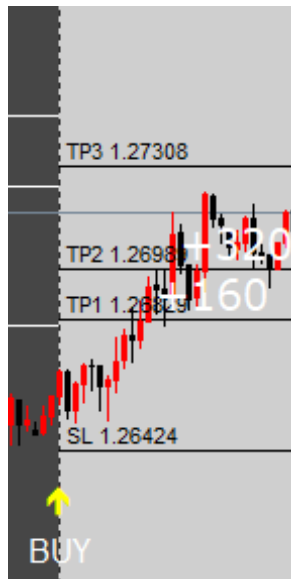
## Recommended Pairs

In order to see the best performance possible from Forex Xcelerator, we recommend using these pairs:

- EURUSD
- GBPUSD
- USDJPY
- USDCAD
- EURJPY
- GBPJPY
- NZDJPY

# Entering and Exiting the Trade

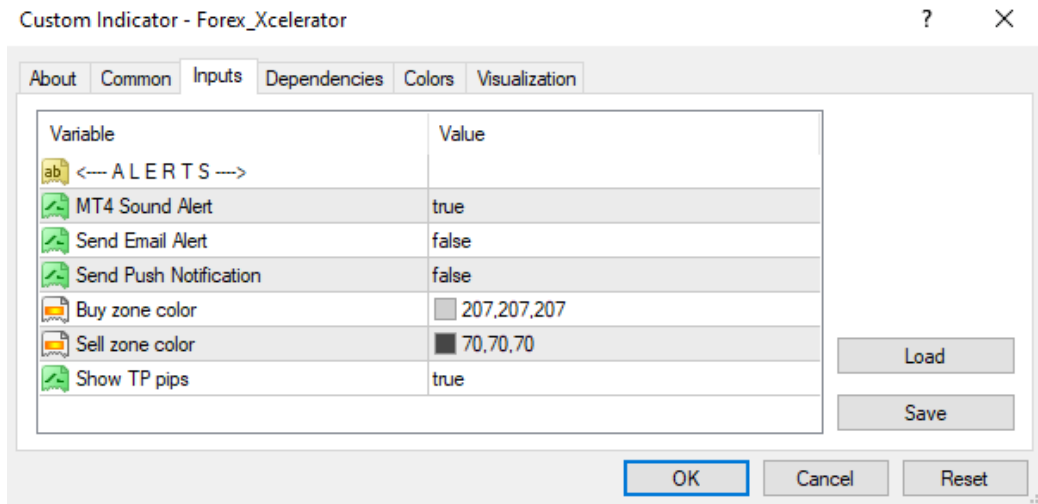
Enter the trade as soon as Buy or Sell signal is generated.



As soon as the signal is generated, you will get signal alert with all the information about the trade. Don't forget to use recommended StopLoss value.

We recommend aiming at exiting the trade at one of the TakeProfit levels. If the TakeProfit level is not reached in the trade, exit the trade when the opposite signal is generated.

# Inputs



**MT4 Sound Alert** is responsible for displaying pop-up alert.

**Send Email Alert** is responsible for sending the email to your inbox as soon as the signal is generated.

**Send Push Notification** is responsible for sending push notification to your phone as soon as the signal is generated.

**Buy zone color** is responsible for the color of the background for Buy signal.

**Sell zone color** is responsible for the color of the background for Sell signal.

**Show TP pips** is responsible for displaying TP levels pips value on the chart.

## Setting Push Notifications

1. Download MetaTrader 4 application from AppStore or Google Play to your phone.
2. Go to “Settings – New Account – Login to an existing account”.
3. Choose your broker and sign in using your login and password from PC version of MT4.
4. Go to “Settings – Chat and Messages”. At the bottom of the screen you will find your MetaQuotes ID.
5. Open MT4 on your PC. Go to “Tools – Options – Notifications” and enter your ID from your phone to MetaQuotes ID field.
6. Don't forget to click on “Send Notification” in the Indicator inputs and choose “true” every time you attach the indicator to a chart.

## Setting Email Notifications

1. Open MT4 on your PC. Go to “Tools – Options – Email” and click “Enable”.
2. Enter your SMTP server (you can use search engine to learn which one is correct for your email provider).
3. Enter your email address in the fields “SMTP login”, “From” and “To”
4. Enter your email password in the “SMTP password” field.
5. Don't forget to click on “Send Mail” in the Indicator inputs and choose “true” every time you attach the indicator to a chart.

# Disclaimer

Please be aware of the loss, risk, personal or otherwise consequences of the use and application of this book's content. The author and the publisher are not responsible for any actions that you undertake and will not be held accountable for any loss or injuries.

U.S. Government Required Disclaimer - Commodity Futures Trading Commission Futures and Options trading has large potential rewards, but also large potential risks. You must be aware of the risks and be willing to accept them in order to invest in the futures and options markets. Don't trade with money you can't afford to lose.

This is neither a solicitation nor an offer to Buy/Sell futures or options. No representation is being made that any account will or is likely to achieve profits or losses similar to those discussed on this web site. The past performance of any trading software or methodology is not necessarily indicative of future results.

CFTC RULE 4.41 - HYPOTHETICAL OR SIMULATED PERFORMANCE RESULTS HAVE CERTAIN LIMITATIONS. UNLIKE AN ACTUAL PERFORMANCE RECORD, SIMULATED RESULTS DO NOT REPRESENT ACTUAL TRADING. ALSO, SINCE THE TRADES HAVE NOT BEEN EXECUTED, THE RESULTS MAY HAVE UNDEROR-OVER COMPENSATED FOR THE IMPACT, IF ANY, OF CERTAIN MARKET FACTORS, SUCH AS LACK OF LIQUIDITY. SIMULATED TRADING PROGRAMS IN GENERAL ARE ALSO SUBJECT TO THE FACT THAT THEY ARE DESIGNED

WITH THE BENEFIT OF HINDSIGHT. NO REPRESENTATION IS BEING MADE THAT ANY ACCOUNT WILL OR IS LIKELY TO ACHIEVE PROFIT OR LOSSES SIMILAR TO THOSE SHOWN.

No representation is being made that any account will or is likely to achieve profits or losses similar to those shown. In fact, there are frequently sharp differences between hypothetical performance results and the actual results subsequently achieved by any particular trading program. Hypothetical trading does not involve financial risk, and no hypothetical trading record can completely account for the impact of financial risk in actual trading.

All information provided by our Altra Group is for educational purposes only and is not intended to provide financial advice. Any statements about profits or income, expressed or implied, does not represent a guarantee. Your actual trading may result in losses as no trading software is guaranteed. You accept full responsibilities for your actions, trades, profit or loss, and agree to hold individual entrepreneur doing business as Oliver Murphy and Altra Group and any authorized distributors of this information harmless in any and all ways. The use of this software constitutes acceptance of this user agreement.