

Forex Xcelerator Manager



ForexXcelerator.com

Modes

Semi-EA:

**Enter with 1 click
Exit automatically**

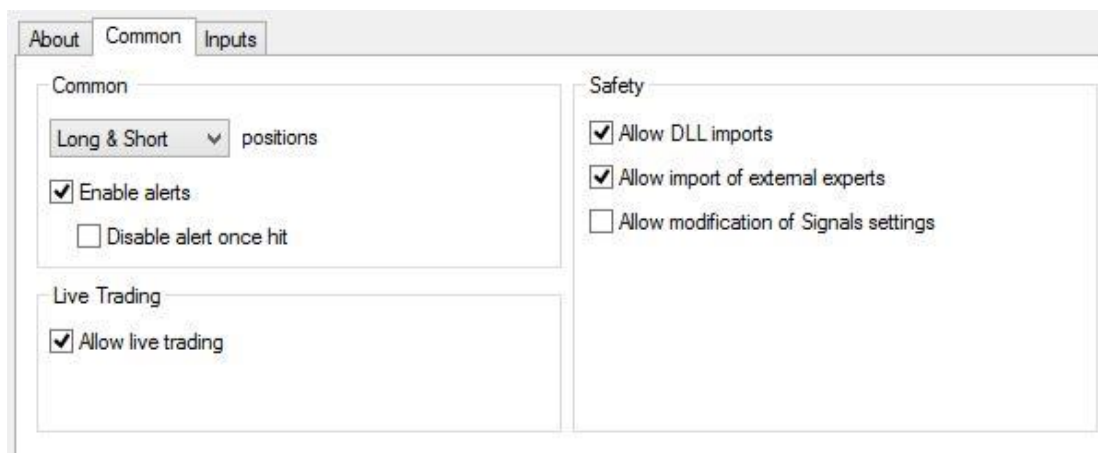
Full AutoMode:

100% automatized trading

Installation

1. Unzip the file you've downloaded.
2. It contains a single file: **Forex_Xcelerator_Manager.ex4** (Do not rename the files, otherwise the software will stop working!)
3. Open your MT4.
4. Go to "File – Open Data Folder – MQL4".
5. Copy ".ex4" from the folder you've downloaded and paste it into the "Experts" folder in MQL4.
6. Restart the MT4.

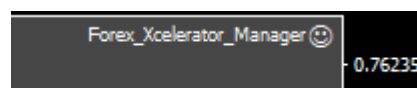
In order to attach the Manager please make sure to put Forex Xcelerator indicator on the chart first and then drag and drop Forex Xcelerator Manager to the same chart. Then enable options as shown below and click OK.



Please make sure to enable live trading:



If everything was done correctly, you will see a smiley face in the upper right corner of the chart:



PLEASE MAKE SURE THAT YOU'VE REGISTERED YOUR MT4 OR MT5 NUMBERS BY FILLING OUT THE FORM IN THE MEMBERS AREA, OTHERWISE THE SOFTWARE

WILL NOT WORK! Contact us at support@altraforex.com if you require assistance with license activation.

Entering and Exiting the Trade

Forex Xcelerator Manager

SELL

EURUSD M15
1.07878 15:30:17

00:14:43

Exit at Take Profit 1

Exit at Take Profit 2

Exit at Take Profit 3

Exit at the Opposite Signal

Don't Enter

Forex Xcelerator Manager

BUY

EURAUD M15
1.46450 09:45:09

00:14:51

Exit at Take Profit 1

Exit at Take Profit 2

Exit at Take Profit 3

Exit at the Opposite Signal

Don't Enter

Forex Xcelerator Manager

BUY

EURAUD M15
1.46450 09:45:09

00:14:51

Exit at Take Profit 1

Exit at Take Profit 2

Exit at Take Profit 3

Exit at the Opposite Signal

Don't Enter

currency pair -
entry level -

- name
- signal
- timeframe
- signal time
- time left until
the window closes
- exit options

Pressing “Exit at TakeProfit 1 / 2 / 3” or “Exit at the Opposite Signal” opens the trade with all the necessary settings. Trade will be closed automatically when the opposite signal is generated or at the chosen Take Profit level. If you’ve chosen “Exit at the TakeProfit Level” option and the TP level is not reached, the trade will be closed at the opposite signal.

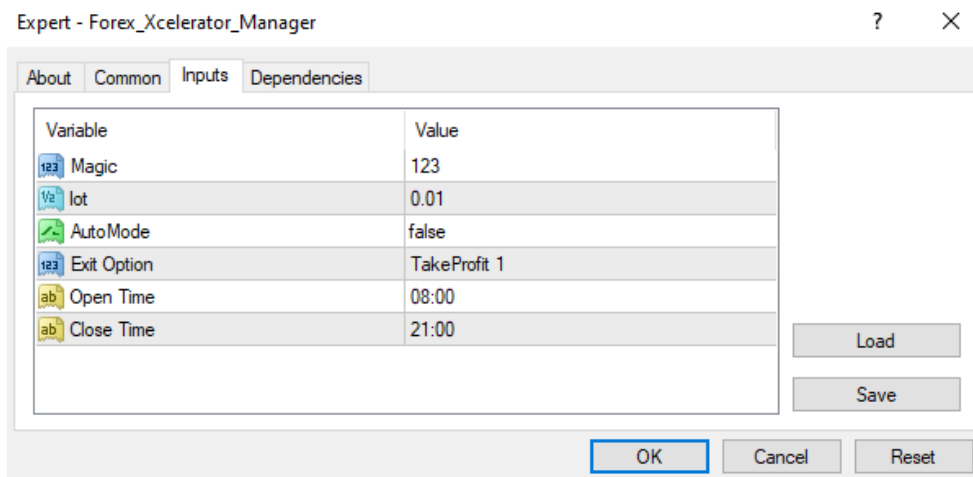
Please note that for Forex Xcelerator to run correctly your MT4/MT5 should stay opened!

Important Rules

Do not use Forex Xcelerator and Forex Xcelerator Manager on the charts with the same currency pairs but different timeframes. You should have one chart for one currency pair at a time.

Please reload your software on your charts each time you restart your platform in order to keep it running correctly.

Inputs and AutoMode



Magic is responsible for displaying the magic number of the software.

Lot allows you to manually configure lot size.

AutoMode is responsible for choosing between semi-EA and 100% automatically trading. Forex Xcelerator Manager can be turned into a fully automatic EA by setting this field to "true".

Exit Option is responsible for whether EA will exit the trade at the opposite signal or at the TakeProfit level.

Open Time and **Close Time** are responsible for manually configuring active trading hours. If you want your software to trade 24/7, you can set it from 00:00 to 24:00.

Disclaimer

Please be aware of the loss, risk, personal or otherwise consequences of the use and application of this book's content. The author and the publisher are not responsible for any actions that you undertake and will not be held accountable for any loss or injuries.

U.S. Government Required Disclaimer - Commodity Futures Trading Commission Futures and Options trading has large potential rewards, but also large potential risks. You must be aware of the risks and be willing to accept them in order to invest in the futures and options markets. Don't trade with money you can't afford to lose.

This is neither a solicitation nor an offer to Buy/Sell futures or options. No representation is being made that any account will or is likely to achieve profits or losses similar to those discussed on this web site. The past performance of any trading software or methodology is not necessarily indicative of future results.

CFTC RULE 4.41 - HYPOTHETICAL OR SIMULATED PERFORMANCE RESULTS HAVE CERTAIN LIMITATIONS. UNLIKE AN ACTUAL PERFORMANCE RECORD, SIMULATED RESULTS DO NOT REPRESENT ACTUAL TRADING. ALSO, SINCE THE TRADES HAVE NOT BEEN EXECUTED, THE RESULTS MAY HAVE UNDEROR-OVER COMPENSATED FOR THE IMPACT, IF ANY, OF CERTAIN MARKET FACTORS, SUCH AS LACK OF LIQUIDITY. SIMULATED TRADING PROGRAMS IN GENERAL ARE ALSO SUBJECT TO THE FACT THAT THEY ARE DESIGNED

WITH THE BENEFIT OF HINDSIGHT. NO REPRESENTATION IS BEING MADE THAT ANY ACCOUNT WILL OR IS LIKELY TO ACHIEVE PROFIT OR LOSSES SIMILAR TO THOSE SHOWN.

No representation is being made that any account will or is likely to achieve profits or losses similar to those shown. In fact, there are frequently sharp differences between hypothetical performance results and the actual results subsequently achieved by any particular trading program. Hypothetical trading does not involve financial risk, and no hypothetical trading record can completely account for the impact of financial risk in actual trading.

All information provided by our Altra Group is for educational purposes only and is not intended to provide financial advice. Any statements about profits or income, expressed or implied, does not represent a guarantee. Your actual trading may result in losses as no trading software is guaranteed. You accept full responsibilities for your actions, trades, profit or loss, and agree to hold individual entrepreneur doing business as Oliver Murphy and Altra Group and any authorized distributors of this information harmless in any and all ways. The use of this software constitutes acceptance of this user agreement.