


# Forex Invictus Manager



[ForexInvictus.com](http://ForexInvictus.com)

**Modes**

**Semi-EA:**

**Enter with 1 click  
Exit automatically**

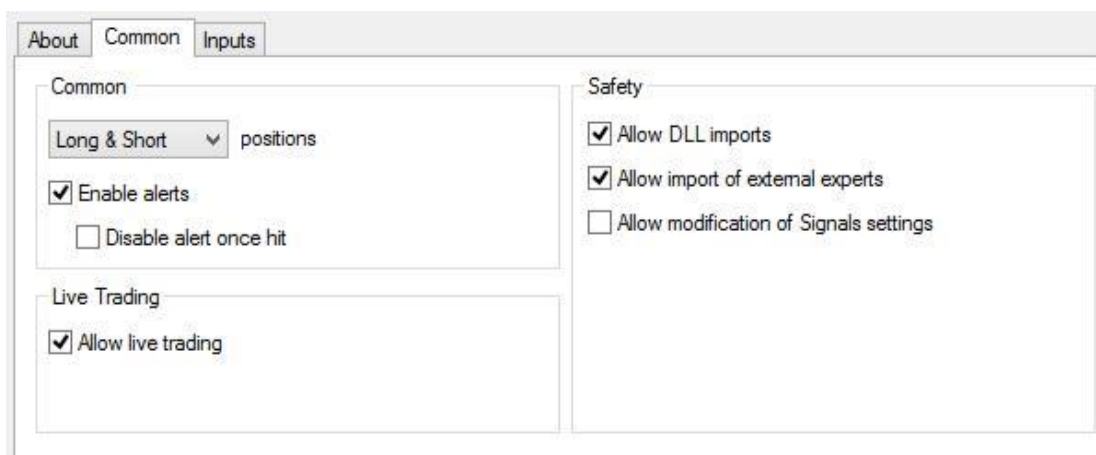
**Full AutoMode:**

**100% automatized trading**

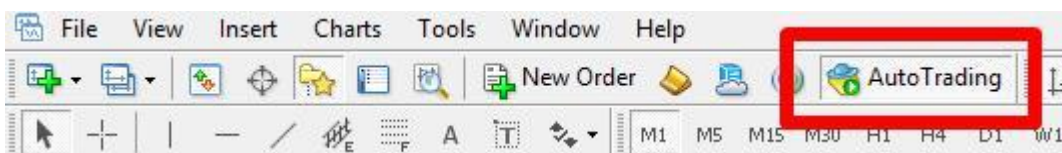
# Installation

1. Unzip the file you've downloaded.
2. It contains a single file: **Forex\_Invictus\_Manager.ex4**
3. Open your MT4.
4. Go to "File – Open Data Folder – MQL4".
5. Copy ".ex4" from the folder you've downloaded and paste it into the "Experts" folder in MQL4.
6. Restart the MT4.

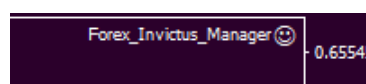
In order to attach the Manager please make sure to put Forex Invictus indicator on the chart first and then drag and drop Forex Invictus Manager to the same chart. Then enable options as shown below and click OK.



Please make sure to enable live trading:



If everything was done correctly, you will see a smiley face in the upper right corner of the chart:



**PLEASE MAKE SURE THAT YOU'VE REGISTERED YOUR MT4 NUMBERS BY FILLING OUT THE FORM IN THE MEMBERS AREA, OTHERWISE THE SOFTWARE WILL NOT WORK! Contact us at [support@altraforex.com](mailto:support@altraforex.com) if you require assistance with license activation.**

## Semi-EA Mode (Trading Panel)

Forex Invictus Manager BUY	
USDCHF	M15
0.94319	01:00
14:10	
LOT SIZE	<input type="text" value="0.01"/>
TRAILING STOP	<input type="text" value="200"/>
Enter With Trailing Stop	
Exit at the TakeProfit Level	
Exit at the Opposite Signal	
Don't Enter	

Forex Invictus Manager SELL	
AUDCAD	M15
0.88698	01:00
14:27	
LOT SIZE	<input type="text" value="0.01"/>
TRAILING STOP	<input type="text" value="200"/>
Enter With Trailing Stop	
Exit at the TakeProfit Level	
Exit at the Opposite Signal	
Don't Enter	

Forex Invictus Manager BUY		
currency pair -	USDCHF	M15
entry level -	0.94319	01:00
	14:10	
	LOT SIZE	<input type="text" value="0.01"/>
	TRAILING STOP	<input type="text" value="200"/>
	Enter With Trailing Stop	
	Exit at the TakeProfit Level	
	Exit at the Opposite Signal	
	Don't Enter	

- name
- signal
- timeframe
- signal time
- time left until the window closes
- lot size
- Trailing Stop value

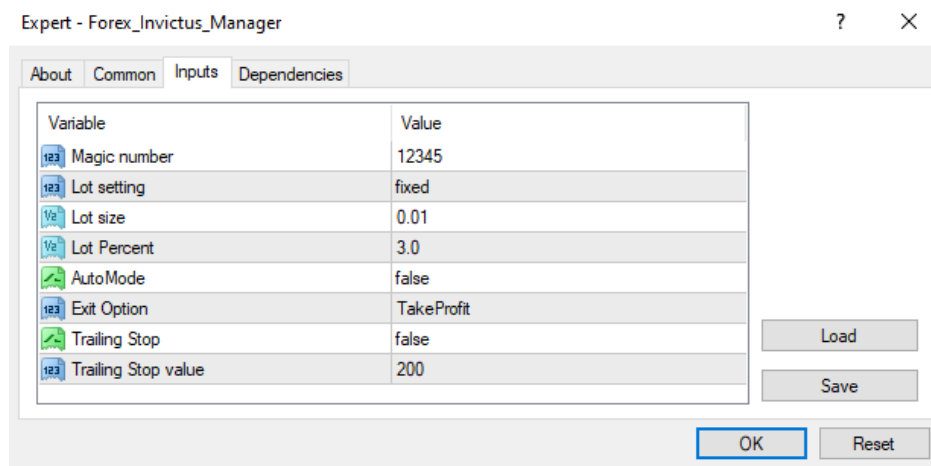
Pressing "Enter with Trailing Stop", "Exit at the TakeProfit Level" or "Exit at the Opposite Signal" opens the trade with all the necessary settings. Trade will be closed automatically when the opposite signal is generated or at the chosen Take Profit level. If you chose "Exit at the TakeProfit Level" option and the TP level is not reached, the trade will be closed at the opposite signal.

**Please note that for Forex Invictus Manager to run correctly your MT4 should stay opened!**

# Important Rules

Do not use Forex Invictus and Forex Invictus Manager on the charts with the same currency pairs but different timeframes. You should have one chart for one currency pair at a time.

## Inputs and AutoMode



**Magic number** is responsible for displaying the magic number of the software.

**Lot setting** is set to “fixed” by default and uses the value set in the field “Lot Size”. If set to “percent per margin” then it will use the percentage set in the field “Lot Percent” (recommended values are 1-3 per trade).

**Lot size** allows you to manually configure lot size.

**Lot percent** allows you to manually configure percent per margin.

**AutoMode** is responsible for choosing between semi-EA and 100% automatically trading. Forex Invictus Manager can be turned into a fully automatic EA by setting this field to “true”.

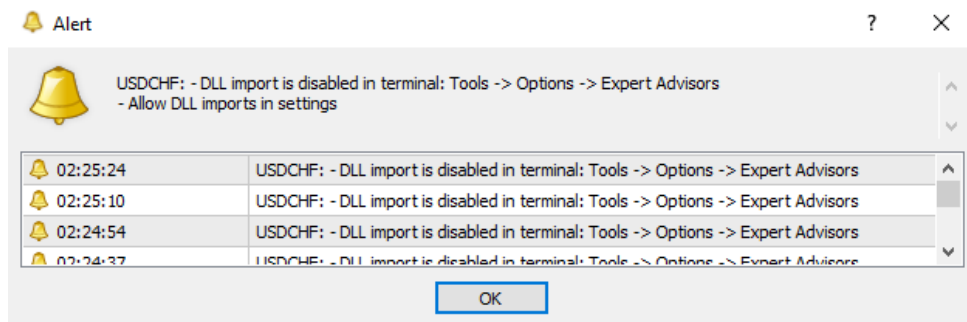
**Exit Option** is responsible for whether EA will exit the trade at the TakeProfit level or at the opposite signal.

**Trailing stop value** allows you to manually configure this parameter. Set to 20 by default. (Shows as 200).

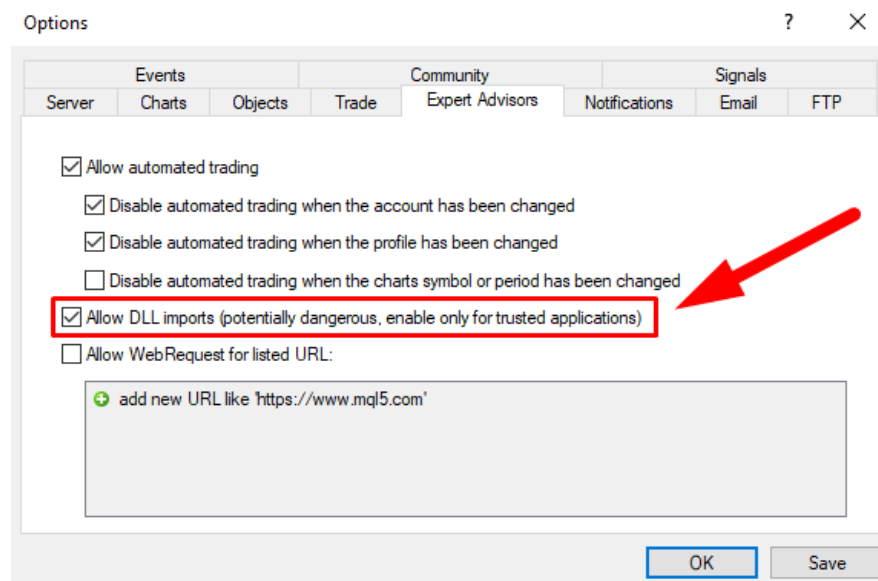
# If your Forex Invictus Manager is not working...

If you think that your software is not functioning properly, there are several possible reasons for that.

1. Please make sure you've unpacked the zip archive with the installation package and installed it into the right folder (**Forex\_Invictus\_Manager.ex4** goes into the “**Experts**” folder, not the “Indicators” folder).
2. Please make sure that you haven't forgotten to install Forex\_Invictus.ex4 (the indicator) into the “Indicators” folder. The Manager will not function without it.
3. If you are getting the message “DLL import is disabled” like this:



Then please follow the instructions from the alert, go Tools - Options - Expert Advisors and allow DLL there:



4. Even if you have the smiley face in the right upper corner but still feel that your Forex Invictus Manager is malfunctioning, please open the “Experts” tab in the Terminal. If it says “Activation expired” there, please contact our team:

Time	Message
2022.11.08 14:10:48.337	Forex_Invictus_Manager EURUSD,H1: ::Activation expired: 120100105
2022.11.08 14:10:46.254	Forex_Invictus_Manager EURUSD,H1: initialized
2022.11.08 14:10:46.232	Forex_Invictus_Manager EURUSD,H1 inputs: MagicNumber=12345; LotSetting=0; LotSize=0.01; LotPercent=3.0; AutoMode=false; ExitOption=0; TrailingStop=false; TrailingStopValue=200;

Terminal

Trade | Exposure | Account History | News | Alerts | Mailbox 14 | Company | Market 123 | Signals | Articles | Code Base | Experts | Journal |

4. If you have any other concerns regarding your software, please don't hesitate to contact us at [support@altraforex.com](mailto:support@altraforex.com) or via a Telegram @olivermurphy and we will do our best to try and help you as soon as possible.

# Disclaimer

Please be aware of the loss, risk, personal or otherwise consequences of the use and application of this book's content. The author and the publisher are not responsible for any actions that you undertake and will not be held accountable for any loss or injuries.

U.S. Government Required Disclaimer - Commodity Futures Trading Commission Futures and Options trading has large potential rewards, but also large potential risks. You must be aware of the risks and be willing to accept them in order to invest in the futures and options markets. Don't trade with money you can't afford to lose.

This is neither a solicitation nor an offer to Buy/Sell futures or options. No representation is being made that any account will or is likely to achieve profits or losses similar to those discussed on this web site. The past performance of any trading software or methodology is not necessarily indicative of future results.

CFTC RULE 4.41 - HYPOTHETICAL OR SIMULATED PERFORMANCE RESULTS HAVE CERTAIN LIMITATIONS. UNLIKE AN ACTUAL PERFORMANCE RECORD, SIMULATED RESULTS DO NOT REPRESENT ACTUAL TRADING. ALSO, SINCE THE TRADES HAVE NOT BEEN EXECUTED, THE RESULTS MAY HAVE UNDEROR-OVER COMPENSATED FOR THE IMPACT, IF ANY, OF CERTAIN MARKET FACTORS, SUCH AS LACK OF LIQUIDITY. SIMULATED TRADING PROGRAMS IN GENERAL ARE ALSO SUBJECT TO THE FACT THAT THEY ARE DESIGNED

WITH THE BENEFIT OF HINDSIGHT. NO REPRESENTATION IS BEING MADE THAT ANY ACCOUNT WILL OR IS LIKELY TO ACHIEVE PROFIT OR LOSSES SIMILAR TO THOSE SHOWN.

No representation is being made that any account will or is likely to achieve profits or losses similar to those shown. In fact, there are frequently sharp differences between hypothetical performance results and the actual results subsequently achieved by any particular trading program. Hypothetical trading does not involve financial risk, and no hypothetical trading record can completely account for the impact of financial risk in actual trading.

All information provided by our Altra Group is for educational purposes only and is not intended to provide financial advice. Any statements about profits or income, expressed or implied, does not represent a guarantee. Your actual trading may result in losses as no trading software is guaranteed. You accept full responsibilities for your actions, trades, profit or loss, and agree to hold individual entrepreneur doing business as Oliver Murphy and Altra Group and any authorized distributors of this information harmless in any and all ways. The use of this software constitutes acceptance of this user agreement.