


Trading Armex Manager



Modes

Semi-EA:

Enter with 1 click
Exit automatically

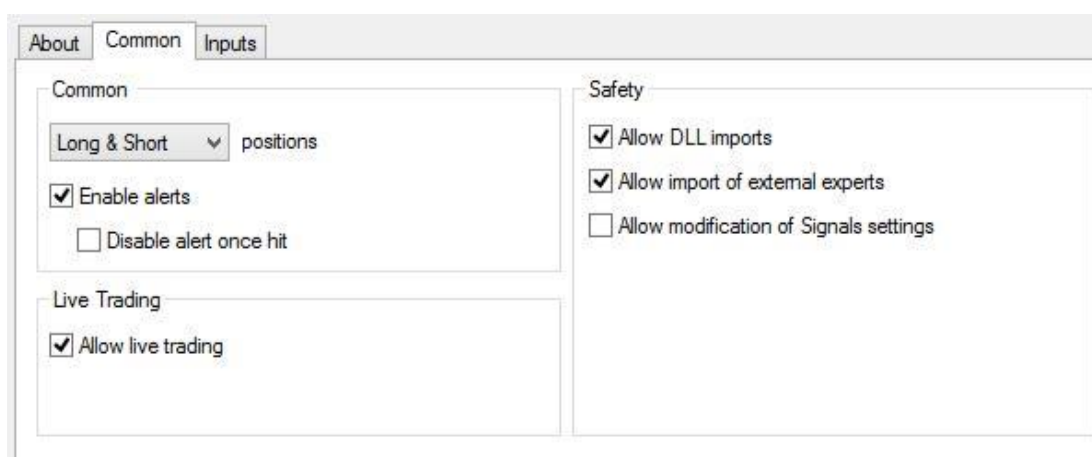
Full AutoMode:

100% automized trading

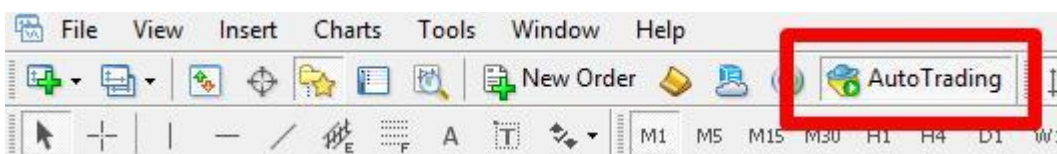
Installation

1. Unzip the file you've downloaded.
2. It contains a single file: **TradingArmexManager.ex4**
3. Open your MT4.
4. Go to "File – Open Data Folder – MQL4".
5. Copy ".ex4" from the folder you've downloaded and paste it into the "Experts" folder in MQL4.
6. Restart the MT4.

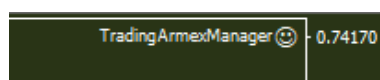
In order to attach the Manager please make sure to put Trading Armex indicator on the chart first and then drag and drop Trading Armex Manager to the same chart. Then enable options as shown below and click OK.



Please make sure to enable live trading:



If everything was done correctly, you will see a smiley face in the upper right corner of the chart:



PLEASE MAKE SURE THAT YOU'VE REGISTERED YOUR MT4 NUMBERS, OTHERWISE THE SOFTWARE WILL NOT WORK! Contact us at support@altraforex.com if you require assistance with license activation.

Entering and Exiting the Trade

Trading Armex Manager	
Buy	
EURUSD	H1
1.21021	9:00
59:59	
LOT SIZE	<input type="text" value="1.00"/>
TRAILING STOP	<input type="text"/>
Enter With Trailing Stop	
Exit at Take Profit 1	
Exit at Take Profit 2	
Don't Enter	

Trading Armex Manager	
Sell	
EURUSD	H1
1.21352	15:00
59:59	
LOT SIZE	<input type="text" value="1.00"/>
TRAILING STOP	<input type="text"/>
Enter With Trailing Stop	
Exit at Take Profit 1	
Exit at Take Profit 2	
Don't Enter	

currency pair -
entry level -

Trading Armex Manager	
Buy	
EURUSD	H1
1.21021	9:00
59:59	
LOT SIZE	<input type="text" value="1.00"/>
TRAILING STOP	<input type="text"/>
Enter With Trailing Stop	
Exit at Take Profit 1	
Exit at Take Profit 2	
Don't Enter	

- name
- signal
- timeframe
- signal time
- time left until the window closes
- lot size
- Trailing Stop value

Pressing "Exit at TakeProfit 1" or "Exit at TakeProfit 2" opens the trade with all the necessary settings. Trade will be closed at the chosen Take Profit level. If the desired TakeProfit level is not reached then trade will close at StopLoss or at the opposite signal.

In order to enter the trade with the Trailing Stop please enter the desired Trailing Stop value in the corresponding field and press "Enter with Trailing Stop".

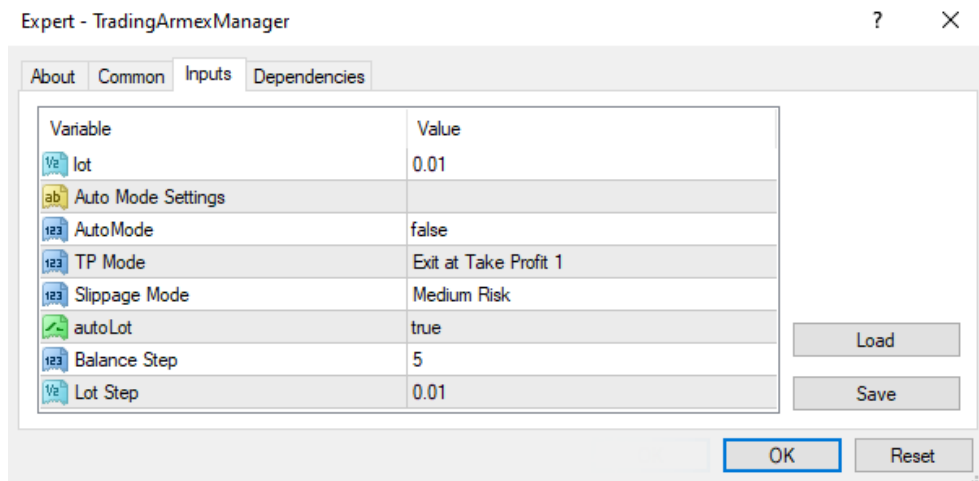
Please note that for Trading Armex Manager to run correctly your MT4 should stay opened!

Important Rules

If you intend to use Trading Armex Manager please make sure that you attach it to the chart right after Trading Armex indicator.

Do not use Trading Armex and Trading Armex Manager on the charts with the same currency pairs but different timeframes. You should have one chart for one currency pair at a time.

Expert Properties and AutoMode



Trading Armex Manager can be turned into a fully automatic EA by enabling AutoMode in the Inputs of the software. There you can also choose lot size and at what TP level the Manager will close the trade.

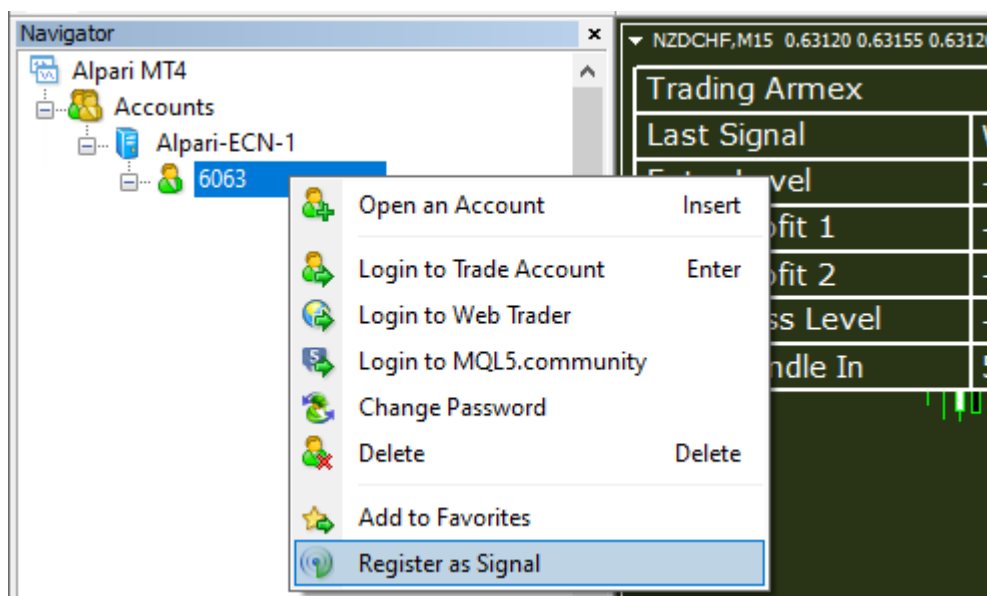
Trading Armex Manager also has slippage protection feature. "Slippage Mode" in the Inputs of the software is responsible for the slippage value. You can slightly increase it on the more volatile pairs.

AutoLot is responsible for increasing the lot size depending on the changes of your deposit amount. You can also choose setting for the balance step and lot step.

IMPORTANT: if you enable AutoMode (i.e. set it to "True"), then there will be no pop-up windows. The trades will be carried out automatically, without your assistance.

We recommend using VPS on AutoMode

A lot of our members utilize VPS for their trading, and we also recommend it for smooth 24/7 trading when you use Trading Armex and Trading Armex Manager in AutoMode. You can get your access on your MT4 platform:



Disclaimer

Please be aware of the loss, risk, personal or otherwise consequences of the use and application of this book's content. The author and the publisher are not responsible for any actions that you undertake and will not be held accountable for any loss or injuries.

U.S. Government Required Disclaimer - Commodity Futures Trading Commission Futures and Options trading has large potential rewards, but also large potential risks. You must be aware of the risks and be willing to accept them in order to invest in the futures and options markets. Don't trade with money you can't afford to lose.

This is neither a solicitation nor an offer to Buy/Sell futures or options. No representation is being made that any account will or is likely to achieve profits or losses similar to those discussed on this web site. The past performance of any trading software or methodology is not necessarily indicative of future results.

CFTC RULE 4.41 - HYPOTHETICAL OR SIMULATED PERFORMANCE RESULTS HAVE CERTAIN LIMITATIONS. UNLIKE AN ACTUAL PERFORMANCE RECORD, SIMULATED RESULTS DO NOT REPRESENT ACTUAL TRADING. ALSO, SINCE THE TRADES HAVE NOT BEEN EXECUTED, THE RESULTS MAY HAVE UNDEROR-OVER COMPENSATED FOR THE IMPACT, IF ANY, OF CERTAIN MARKET FACTORS, SUCH AS LACK OF LIQUIDITY. SIMULATED TRADING PROGRAMS IN GENERAL ARE ALSO SUBJECT TO THE FACT THAT THEY ARE DESIGNED

WITH THE BENEFIT OF HINDSIGHT. NO REPRESENTATION IS BEING MADE THAT ANY ACCOUNT WILL OR IS LIKELY TO ACHIEVE PROFIT OR LOSSES SIMILAR TO THOSE SHOWN.

No representation is being made that any account will or is likely to achieve profits or losses similar to those shown. In fact, there are frequently sharp differences between hypothetical performance results and the actual results subsequently achieved by any particular trading program. Hypothetical trading does not involve financial risk, and no hypothetical trading record can completely account for the impact of financial risk in actual trading.

All information provided by our Altra Group is for educational purposes only and is not intended to provide financial advice. Any statements about profits or income, expressed or implied, does not represent a guarantee. Your actual trading may result in losses as no trading software is guaranteed. You accept full responsibilities for your actions, trades, profit or loss, and agree to hold individual entrepreneur doing business as Oliver Murphy and Altra Group and any authorized distributors of this information harmless in any and all ways. The use of this software constitutes acceptance of this user agreement.